Stichting Nester

2025

HUURDERSOORDEEL — B

Nieuwe huurders	8.1	A
Reparatieverzoek	7.7	B
Vertrokken huurders	8.1	A

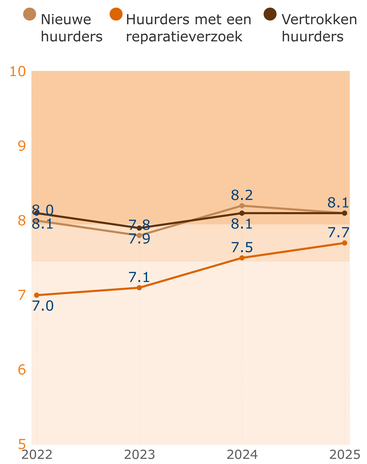

FINANCIËN — B

Beïnvloedbare bedrijfslasten per vhe **€ 1,135**

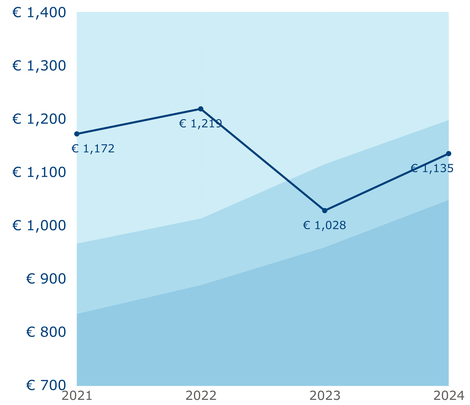

ONDERHOUD & VERBETERING — B

Uitgaven onderhoud, verbetering en verduurzaming [€/vhe]*	€ 3,976	C
Technische woningkwaliteit (EP2) [kWh/m2]	160.7	B
Ervaren woningkwaliteit	7.2	A

Uitgaven per vhe

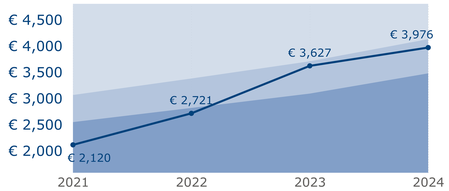

Technische woningkwaliteit

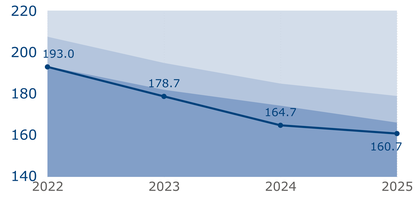

Ervaren woningkwaliteit

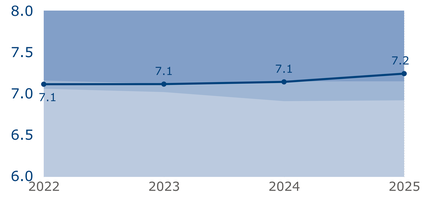

*vijfjaarsgemiddelde

DUURZAAMHEID — A

Isolatieprestatie [kWh/m2]	28.3	A
Energetische prestatie (EP2) [kWh/m2]	160.7	B
CO2-uitstoot gas [kg/m2]	13.9	A

Energetische prestatie

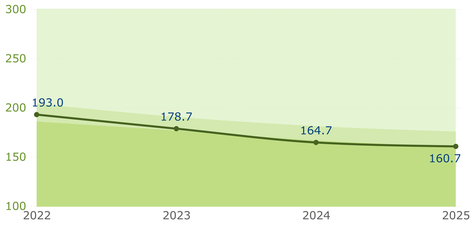

Isolatieprestatie

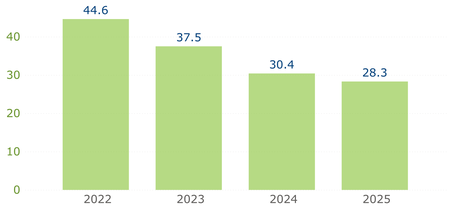

CO2-uitstoot gas

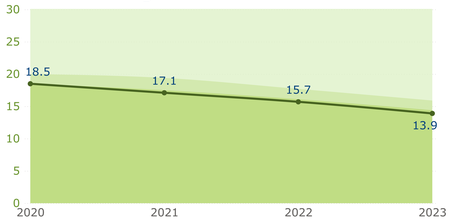

BESCHIKBAARHEID & BETAALBAARHEID

Verhouding huur / maximaal toegestane huur **58.2%**

Gemiddelde huur (DAEB)

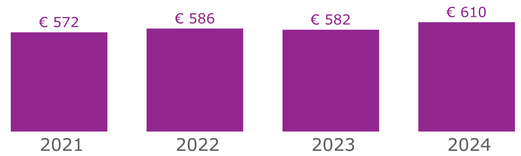

Aantal nieuwbouw woongelegenheden per jaar

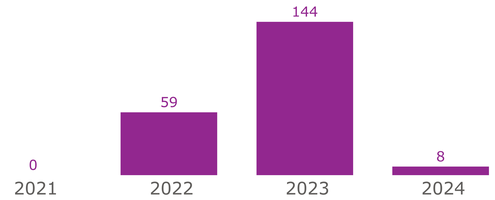

LEEFBAARHEID

	2024	2025
Veiligheidsgevoel	7.7	7.9
Ervaren overlast	7.4	7.5
Schone en nette buurt	6.8	7.1
Ervaren inzet corporatie	6.2	6.6
Leefbaarheidsuitgaven	€ 177	€ 250